



MICROWAVE AND DAYLIGHT HARVESTING OCCUPANCY SENSOR

ADDING **-OC1** TO THE **SCONCE** PART NUMBER UPGRADES THE FIXTURE W/ A FACTORY INSTALLED **SIMPLE CONTROL** UTILIZING A MICROWAVE MOTION SENSOR. IT ALSO COMES EQUIPPED W/ A DAYLIGHT HARVESTING SENSOR TO DIM AND/OR TURN OFF THE **SCONCE** WHEN THE SPACE IS UNOCCUPIED OR SURROUNDING NATURAL LIGHT LEVELS ARE HIGH.



ATTRIBUTES

DETECTION TECHNOLOGY	MICROWAVE
DETECTION TYPE	OCCUPANCY
SENSOR POWER	12VDC
GROUPABLE	NO
NETWORK LIGHTING CONTROL	NO
COMISSIONING METHOD	IR REMOTE
REMOTE	IR12
DAYLIGHT HARVESTING	YES
HI OR LOW TRIM	NO
BI-LEVEL DIMMING	YES
NETWORK TECHNOLOGY	NONE
INSTALLATION TYPE	INTERNAL
DLC LISTED	YES
CONTROL CAPACITY	10 FIXTURES

IR12 REMOTE



Permanent ON/OFF Function

Dim +/-


Sensor Mode

Reset Function

Ambient Learn

Test Mode

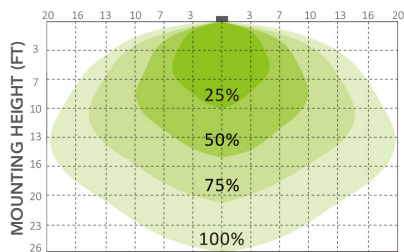
FOR MORE INFORMATION ON THE IR12 REMOTE SCAN BELOW



DETECTION PATTERN / -OC1

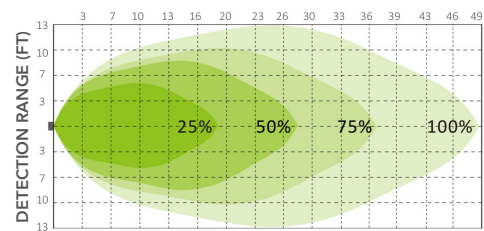
CEILING MOUNTING

DETECTION RANGE (FT)



WALL MOUNTING

DETECTION DISTANCE (FT)



DAYLIGHT HARVESTING / -OC1

Sensor detects the difference between natural light and artificial light (lamp) from behind the diffuser, switch on automatically (even w/o movements) when the ambient light is below the target value, and switch off automatically whenever the artificial light is not required (ambient light meets target level).

NOTE LUX-OFF SAMPLING TIME - 30S. LUX-ON SAMPLING TIME - 10S. LUX-ON FUNCTION WILL ONLY OPERATE WITHOUT MOTION WHEN STAND-BY IS SET TO + ∞.

