



ORDERING **RC-OCLR-HNS111LR-A** IN ADDITION TO THE LBE PART NUMBER UPGRADES THE FIXTURE WITH A FACTORY INSTALLED **SIMPLE CONTROL** UTILIZING A MICROWAVE MOTION SENSOR. IT ALSO COMES EQUIPPED WITH A DAYLIGHT HARVESTING SENSOR TO DIM AND/OR TURN OFF THE LBE WHEN THE SPACE IS UNOCCUPIED OR SURROUNDING NATURAL LIGHT LEVELS ARE HIGH.



ATTRIBUTES


DETECTION TECHNOLOGY	MICROWAVE
DETECTION TYPE	OCCUPANCY
SENSOR POWER	12VDC
GROUPABLE	NO
NETWORK LIGHTING CONTROL	NO
COMMISSIONING METHOD	IR REMOTE
REMOTE	IR12
DAYLIGHT HARVESTING	YES
HI OR LOW TRIM	NO
BI-LEVEL DIMMING	YES
NETWORK TECHNOLOGY	NONE
INSTALLATION TYPE	INTERNAL
DLC LISTED	YES
CONTROL CAPACITY	10 FIXTURES

IR12 REMOTE



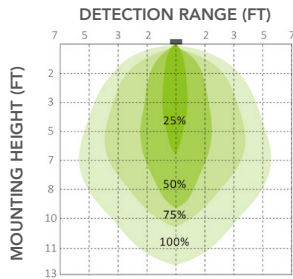
- Permanent ON/OFF Function
- Dim +/-
- Sensor Mode
- Reset Function
- Ambient Learn
- Test Mode

FOR MORE INFORMATION ON THE IR12 REMOTE SCAN BELOW

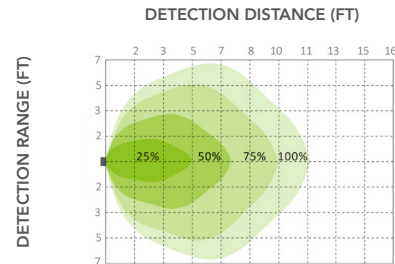


DETECTION PATTERN / RC-OCLR-HNS111LR-A

CEILING MOUNTING

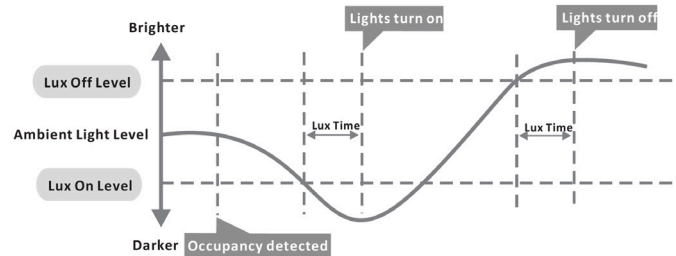


WALL MOUNTING



DAYLIGHT HARVESTING / RC-OCLR-HNS111LR-A

Sensor detects the difference between natural light and artificial light (lamp) from behind the diffuser, switch on automatically (even without movements) when the ambient light is below the target value, and switch off automatically whenever the artificial light is not required (ambient light meets target level).



NOTE LUX-OFF SAMPLING TIME - 30S. LUX-ON SAMPLING TIME - 10S. LUX-ON FUNCTION WILL ONLY OPERATE WITHOUT MOTION WHEN STANDBY IS SET TO + ∞.