

Solera   
by Light Efficient Design



SOLAR  
LIGHTS

















HYBRID  
365



OFF-GRID

FREE TO SHINE



| PART #  | COMPARES TO | WATTAGE | LUMENS | COLOR       | EPA   | DIMENSIONS  | LISTINGS  |
|---|-------------|---------|--------|-------------|-------|---|---|
| HYBRID SOLAR AREA LIGHT   |             |         |        |             |       |   |   |
|  SL-SAL-HYB-30W-40K-SF-BK-G2 | 250W        | 30W     | 5900   | 4000K       | 4.45  | 11.2" x 3.5" x 16.3" (FIXTURE)<br>15.9" x 31.5" (SOLAR PANEL) |   |
|  SL-SAL-HYB-50W-40K-SF-BK-G2 | 400W        | 50W     | 9800   | 4000K       | 6.1   | 11.2" x 7.0" x 16.3" (FIXTURE)<br>31.8" x 31.5" (SOLAR PANEL) |   |
| OFF-GRID SOLAR AREA LIGHT   |             |         |        |             |       |   |   |
| RP-SAL-8W-50K-SF-GY-G2  | 70W         | 8W      | 1600   | 5000K       | 1.824 | 20.0" x 12.0" x 3.0"  |   |
| RP-SAL-8W-50K-SF-DB-G2  |             |         |        |             |       |   |   |
| RP-SAL-30W-50K-SF-GY-G2   | 250W        | 30W     | 6000   | 5000K       | 4.788 | 36.0" x 16.8" x 3.8"  |   |
| RP-SAL-30W-50K-SF-DB-G2   |             |         |        |             |       |   |   |
|  RP-SAL-8W-AMB-SF-GY-G2      | 70W         | 8W      | 284    | 580nm AMBER | 1.824 | 20.0" x 12.0" x 3.0"  |   |
|  RP-SAL-30W-AMB-SF-GY-G2     | 250W        | 30W     | 806    | 580nm AMBER | 4.788 | 36.0" x 16.8" x 3.8"  |   |
|  SL-SAL-OG-30W-50K-SF-BK-G2  | 250W        | 30W     | 5900   | 5000K       | 4.45  | 11.2" x 3.5" x 16.3" (FIXTURE)<br>15.9" x 31.5" (SOLAR PANEL) |   |
|  SL-SAL-OG-50W-50K-SF-BK-G2  | 400W        | 50W     | 9800   | 5000K       | 6.1   | 11.2" x 7.0" x 16.3" (FIXTURE)<br>31.8" x 31.5" (SOLAR PANEL) |   |

| SOLAR AREA LIGHT ACCESSORIES                                |                                  |                                   |                                       |
|---|----------------------------------|-----------------------------------|---------------------------------------|
| FOR USE W/ SL-SAL OFF-GRID + HYBRID MODELS                  |                                  | FOR USE W/ RP-SAL OFF-GRID MODELS |                                       |
| PART #  | DESCRIPTION                      | PART #                            | DESCRIPTION                           |
| SL-SAL-BKT-RP-BK-G1   | ROUND POLE BRACKET               | RP-SAL-BKT-8W-RP-G1               | ROUND POLE BRACKET                    |
| SL-SAL-BKT-SP-BK-G1   | SQUARE POLE BRACKET              | RP-SAL-BKT-8W-SP-G1               | SQUARE POLE BRACKET                   |
| SL-SAL-BKT-ST-3-BK-G1                                       | TENON ADAPTER FOR 3" SQUARE POLE | RP-SAL-BKT-8W-TN-G1               | TRUNNION BRACKET FOR 8W               |
| SL-SAL-BKT-RT-3-BK-G1                                       | TENON ADAPTER FOR 3" ROUND POLE  | RP-SAL-BKT-30W-RP-G1              | ROUND POLE BRACKET FOR 30W            |
| SL-SAL-BKT-WM-BK-G1   | WALL MOUNT BRACKET               | RP-SAL-BKT-30W-SP-G1              | SQUARE POLE BRACKET FOR 30W           |
| ALL MODELS INCLUDE A STANDARD SLIP FITTER MOUNTING BRACKET. |                                  | RP-SAL-BKT-30W-TN-G1              | TRUNNION BRACKET FOR 30W              |
|   |                                  | RP-SAL-REMOTE-G1*                 | REMOTE CONTROL                        |
|   |                                  | RP-SAL-BIRDGUARD                  | DETERS BIRDS FROM PERCHING ON FIXTURE |
| * INCLUDED STANDARD W/ EACH FIXTURE ORDERED.                |                                  |                                   |                                       |

FOR USE W/ SL-SAL OFF-GRID + HYBRID MODELS

ROUND POLE  
 SQ POLE  
 SQ TENON  
 ROUND TENON  
 WALL MOUNT

FOR USE W/ RP-SAL OFF-GRID MODELS

ROUND POLE  
 SQ POLE  
 TRUNNION  
 REMOTE  
 BIRDGUARD

FOR LISTING STATUS GO TO LED-

EXCLUSIVE LONG-LASTING BATTERY TURTLE FRIENDLY

# AREA LIGHTS



SIX MODELS TO CHOOSE FROM WITH HID EQUIVALENCE FROM 70W TO 400W. The off-grid fixtures are powered entirely by the sun, requiring no trenching or wiring – free to shine. Hybrid models are powered by the sun and backed up by line-voltage for guaranteed light every night.

HYBRID 365  
POWERED BY THE SUN &  
BACKED-UP BY LINE-VOLTAGE

OFF-GRID  
100% POWERED BY THE SUN

SL-SAL-30W →

↑ SL-SAL-50W      RP-SAL-50/30W ↑

OPERATING MODES | TIMER | MOTION SENSING

5 YEAR WARRANTY

UN 38.3  
CERTIFIED BATTERY

BATTERY CHARGING TIME

7 HRS  
RP-SAL

6-10 HRS  
SL-SAL

BATTERY CHARGING TEMP

32°F TO 149°F  
RP-SAL

-4°F TO 140°F  
SL-SAL

BATTERY LIFE

UP TO 50 HRS

REPLACEABLE BATTERY

REMOTE CONTROL

FIXTURE OPERATING TEMP

-4°F TO 122°F  
RP-SAL

-40°F TO 140°F  
SL-SAL

MOTION SENSING

L70  
100,000hrs RATED LIFE





improve  
pedestrian safety

6



◀ RP-SBL-2W

OFF-GRID SOLAR BOLLARD LIGHT

| PART #              | COMPARES TO | LUMENS | COLOR | DIMENSIONS | LISTINGS |
|---------------------|-------------|--------|-------|------------|----------|
| RP-SBL-2W-30K-BK-G1 | 30W HALOGEN | 266    | 3000K | 8" x 30"   | CE FCC   |
| RP-SBL-2W-40K-BK-G1 |             |        | 4000K |            |          |

OPERATING MODE | DUSK TO DAWN



SL-SPT-20W ▶

OFF-GRID SOLAR

| PART #               | COMPARES TO | LUMENS |
|----------------------|-------------|--------|
| SL-SPT-20W-30K-SF-G2 | 150W HID    | 2000   |
| SL-SPT-20W-40K-SF-G2 |             |        |

OPERATING MODES

POST TOP LIGHT

| COLOR | DIMENSIONS | EPA | LISTINGS |
|-------|------------|-----|----------|
| 3000K | 16" x 32"  | 2.2 | CE FCC   |
| 4000K |            |     |          |

DUSK TO DAWN | TIMER | MOTION SENSING

THREE UNIQUE, OFF-GRID MODELS TO HELP LIGHT ANY AREA THAT NEEDS IT. The bollard is rugged and reliable, ready to light pathways, piers and more. Post tops have a classic decorative design and is brighter than you would expect.



◀ SL-CPT

PERFECT FOR PATHWAYS

OFF-GRID SOLAR PATHWAY LIGHT

| PART #               | COMPARES TO | LUMENS | COLOR | DIMENSIONS    | EPA    | LISTINGS |
|----------------------|-------------|--------|-------|---------------|--------|----------|
| SL-CPT-25L-30K-BK-G1 | 150W        | 2500   | 3000K | 21.3" x 13.4" | 1.0 SF | CE FCC   |
| SL-CPT-25L-40K-BK-G1 |             |        | 4000K |               |        |          |

ACCESSORIES

OPERATING MODES

|                |                     |                     |       |                |
|----------------|---------------------|---------------------|-------|----------------|
| SL-CPT-BATTERY | REPLACEMENT BATTERY | CONSTANT BRIGHTNESS | TIMER | MOTION SENSING |
|----------------|---------------------|---------------------|-------|----------------|

3 YEAR WARRANTY

8-9 HRS BATTERY CHARGE TIME

32°F TO 149°F BATTERY CHARGING TEMP

UP TO 18 HRS BATTERY LIFE

120° BEAM ANGLE

-13°F TO 140°F OPERATING TEMP

100,000hrs RATED LIFE

3 YEAR WARRANTY

7-8 HRS BATTERY CHARGE TIME

32°F TO 149°F BATTERY CHARGING TEMP

UP TO 30 HRS BATTERY LIFE

360° BEAM ANGLE

-4°F TO 149°F OPERATING TEMP

100,000hrs RATED LIFE

3 YEAR WARRANTY

7-8 HRS BATTERY CHARGE TIME

32°F TO 122°F BATTERY CHARGING TEMP

UP TO 30 HRS BATTERY LIFE

REPLACEABLE BATTERY

160° BEAM ANGLE

-4°F TO 122°F OPERATING TEMP


50,000hrs RATED LIFE

\* ON 2HR + SENSOR MODE.

SOLERA SOLAR / OFF-GRID



ADJUSTABLE  
— GET LIGHT EXACTLY WHERE YOU NEED IT



SL-SFL-20W ➡

OFF-GRID SOLAR FLOOD LIGHT

| PART #               | COMPARES TO | LUMENS | COLOR | DIMENSIONS                   | ADJ HEIGHT | LISTINGS |
|----------------------|-------------|--------|-------|------------------------------|------------|----------|
| SL-SFL-20W-40K-BK-G2 | 150W HID    | 2000   | 4000K | 26" x 11"<br>(PANEL w/LIGHT) | 16" TO 21" | CE FCC   |

OPERATING MODE | ☀️ CONSTANT BRIGHTNESS | ⌚ TIMER



3  
YEAR  
WARRANTY



8-9  
HRS  
BATTERY  
CHARGE TIME



32°F  
TO  
115°F  
BATTERY  
CHARGING TEMP



UP TO  
24  
HRS  
BATTERY  
LIFE



120°  
BEAM  
ANGLE



-4°F TO 140°F  
OPERATING TEMP



50,000hrs  
RATED LIFE



SL-SDL-20W ⬆

OFF-GRID SOLAR

| PART #               | COMPARES TO | LUMENS |
|----------------------|-------------|--------|
| SL-SDL-2FT-40K-BK-G2 | 70W HID     | 750    |
| SL-SDL-20W-40K-BK-G2 | 150W HID    | 2000   |

ACCESSORIES

|              |                               |
|--------------|-------------------------------|
| N/A          | SURFACE MOUNT BRKT (INCLUDED) |
| RP-SDL-BK-LB | 7" CLAMP MOUNT BRKT (2 PK)    |



3  
YEAR  
WARRANTY



8-9  
HRS  
BATTERY  
CHARGE TIME



32°F  
TO  
113°F  
BATTERY  
CHARGING TEMP



UP TO  
24  
HRS  
BATTERY  
LIFE



120°  
BEAM  
ANGLE



-4°F TO 140°F  
OPERATING TEMP



50,000hrs  
RATED LIFE

DISPLAY + FLOOD LIGHTS + MULTIFUNCTIONAL LIGHTS



THREE FLEXIBLE & POWERFUL, OFF-GRID MODELS UP TO 150W HID. Perfect for entrance signs, landscape features and more. The display light collects sun and cast light downwards. The flood light has an adjustable light array to aim at the desired object to illuminate.



PERFECT FOR SIGNAGE,  
BILLBOARDS & MORE



SL-SMFL-10W ⬅

OFF-GRID SOLAR MULTIFUNCTIONAL FLOOD LIGHT

| PART #                | COMPARES TO | LUMENS | COLOR | DIMENSIONS                                  | LISTINGS |
|-----------------------|-------------|--------|-------|---|----------|
| SL-SMFL-10W-40K-BK-G1 | 70W HID     | 1100   | 4000K | 9.1" x 6.5" (LIGHT)<br>13.6" x 9.3" (PANEL) | CE FCC   |

OPERATING MODES | ☀️ CONSTANT BRIGHTNESS | ⌚ TIMER | 🚶 MOTION SENSING



3  
YEAR  
WARRANTY



8-9  
HRS  
BATTERY  
CHARGE TIME



32°F  
TO  
140°F  
BATTERY  
CHARGING TEMP



UP TO  
24  
HRS  
BATTERY  
LIFE



90°  
BEAM  
ANGLE



-4°F TO 140°F  
OPERATING TEMP



50,000hrs  
RATED LIFE



ALL-in-one  
Design



SL-SWL

OFF-GRID SOLAR WALL PACKS

| PART #               | COMPARES TO | LUMENS | COLOR | DIMENSIONS     | LISTINGS |
|----------------------|-------------|--------|-------|----------------|----------|
| SL-SWL-7W-40K-SF-G2  | 50W HID     | 700    | 4000K | 8" x 9" x 4"   | CE FCC   |
| SL-SWL-15W-40K-SF-G2 | 100W HID    | 1500   |       | 10" x 12" x 5" |          |

OPERATING MODES |  DUSK TO DAWN |  TIMER |  MOTION SENSING



SL-SML

OFF-GRID SOLAR

| PART #               | COMPARES TO | LUMENS |
|----------------------|-------------|--------|
| SL-SML-20L-40K-BK-G3 | 150W HID    | 2000   |

OPERATING MODES

MINI WALL PACK

| PART # | COMPARES TO | LUMENS | COLOR | DIMENSIONS   | LISTINGS |
|--------|-------------|--------|-------|--------------|----------|
|        |             |        | 4000K | 8" x 5" x 3" | CE FCC   |

 DUSK TO DAWN |  TIMER |  MOTION SENSING

WALL PACK + STEP LIGHTS



FOUR OFF-GRID MODELS TO HELP CAST LIGHT WHEREVER IT IS NEEDED. Large wall pack fixtures with adjustable solar panels provide powerful performance to the sides of buildings. Smaller wall pack and rugged step lights can provide safety and security around decks, staircases and more.



SL-SSL

OFF-GRID SOLAR STEP LIGHT

| PART #              | COMPARES TO | LUMENS | COLOR | DIMENSIONS   | LISTINGS |
|---------------------|-------------|--------|-------|--------------|----------|
| SL-SSL-1W-40K-GY-G2 | 20W HALOGEN | 50     | 4000K | 8" x 5" x 3" | CE FCC   |

OPERATING MODE |  DUSK TO DAWN



3  
YEAR  
WARRANTY



7  
HRS  
BATTERY  
CHARGE TIME



32°F  
TO  
149°F  
BATTERY  
CHARGING TEMP



UP TO  
50  
HRS  
BATTERY  
LIFE



100°  
BEAM  
ANGLE



5°F TO 113°F  
OPERATING TEMP



35,000hrs  
RATED LIFE



3  
YEAR  
WARRANTY



7  
HRS  
BATTERY  
CHARGE TIME



32°F  
TO  
149°F  
BATTERY  
CHARGING TEMP



UP TO  
50  
HRS  
BATTERY  
LIFE



120°  
BEAM  
ANGLE



-13°F TO 140°F  
OPERATING TEMP



35,000hrs  
RATED LIFE



3  
YEAR  
WARRANTY



7  
HRS  
BATTERY  
CHARGE TIME



32°F  
TO  
149°F  
BATTERY  
CHARGING TEMP



UP TO  
50  
HRS  
BATTERY  
LIFE



120°  
BEAM  
ANGLE



-13°F TO 149°F  
OPERATING TEMP



35,000hrs  
RATED LIFE



CORPORATE HEADQUARTERS • Cary, IL | INNOVATION & MANUFACTURING CENTER • Middleton, MA  
847.380.3540 • [led-llc.com](http://led-llc.com) • [sales@led-llc.com](mailto:sales@led-llc.com)



[solera-solar.com](http://solera-solar.com)