


LEDBARKIT-INTERNAL DRIVER (LBI) STRIP FIXTURE



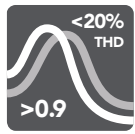
120-277V

VOLTAGE



-13°F TO 140°F

OPERATING TEMP



<20% THD

>0.9

PWR FACTOR/THD



80+

CRI



OPTIONAL MOTION SENSOR



L70 >50,000

RATED LIFE



YEAR WARRANTY

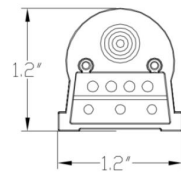
WARRANTY

general purpose strip




RP-LBI-G1

Connect up to 40 together from one power feed



PART #	UPC	DESCRIPTION	WATTAGE	LUMENS	CCT (K)	DLC
RP-LBI-G1-4F-15W-40K-B	844006024215	4FT BASE INTERNAL DRIVE LIGHT BAR	15W	1996	4000K	PMROESV
RP-LBI-SIL-KIT	844006051747	SUSPENDED IN-LINE BRACKET KIT	N/A	N/A	N/A	N/A

WHAT'S INCLUDED



- 1A Incoming power and control cable (bar input side)
- 1B Incoming power and control cable (pig tail side)
- 2 (2) Surface mount magnetic clips (with easy bend and break lines)
- 3 (4) 1/4" hex head - self drilling screws
- 4 Service disconnect
- 5 Abrasion protection grommet
- 6 Flex setting cover
- 7 Wires for connection between service disconnect and latch connector
- 8 (3) Wire nuts for low voltage connections (0-10V DIM; 12V Aux power)
- 9 (2) Latch connectors for parallel wiring (AC power)

Surface mount with the included magnetic clips or hang from ceiling w/ optional suspended in-line kit (see page 2)

RemPhos by Light Efficient Design
lighting on target

LIGHT EFFICIENT DESIGN HEADQUARTERS 188 S. Northwest Highway • Cary, IL 60013
INNOVATION & MANUFACTURING CENTER 30 Log Bridge Road, Building 200 • Middleton, MA 01949


847.380.3540 • led-llc.com

03.30.20 Information is subject to change without notice.




LEDBarKit-Internal Driver (LBI)

SUSPENDED IN-LINE KIT




RECOMMENDED INSTALLATION

CONTINUOUS RUN




CONTINUOUS RUN WITH OPTIONAL OC2 SENSOR KIT

OC2 Sensor can be installed on either end or in between any bars



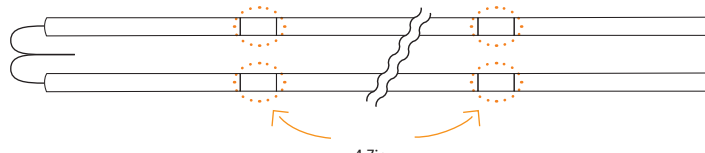
OPTIONAL OC2 SENSOR KIT



OPTIONAL OC2 SENSOR KIT

CONTINUOUS RUN WITH SPACER CONNECT

Ideal for retrofitting fixtures of standard length



4.7in
SPACER CONNECTOR

DIMENSIONS

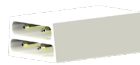


43.3"

RP-LBI-G1-4F...

*When calculating continuous run, note that actual lengths are less than what is stated in the part number.

ACCESSORIES



SEAMLESS CONNECTOR*

RP-LBI-SSC-NODIM (sold separately)

*All continuous run installations require seamless connectors.



SUSPENDED IN-LINE BRACKET KIT

RP-LBI-SIL (sold separately)


Recommended qty = number of bars + 1

Cord Length: 9'



4.7IN SPACER CONNECTOR

RP-LBI-SRC-4.7IN (sold separately)



LINKING CABLES*

RP-LBI-LC-6IN-NODIM

RP-LBI-LC-12IN-NODIM

RP-LBI-LC-18IN-NODIM

(linking cables sold separately)

* Choose the appropriate linking cable length based on the dimensions of your fixture.



OC2 SENSOR KIT

RB-LBI-OC2 (Single Pack)

Tri-Level, remote controllable high frequency sensor designed to easily integrate with the light bars.

RemPhos by Light Efficient Design
lighting on target

LIGHT EFFICIENT DESIGN HEADQUARTERS 188 S. Northwest Highway • Cary, IL 60013
INNOVATION & MANUFACTURING CENTER 30 Log Bridge Road, Building 200 • Middleton, MA 01949

847.380.3540 • led-llc.com

03.30.20 Information is subject to change without notice.