

# BCTUBE T5

FORMERLY TOTALTUBE T5 | UL TYPE A BALLAST COMPATIBLE

## UL Type A T5

THE BCTUBE T5 IS OUR LATEST GENERATION OF LED TUBE. THE PERFECT FLUORESCENT BALLAST COMPATIBLE LED TUBE SOLUTION: LOW COST, HIGH EFFICACY, BEAUTIFUL ILLUMINATION AND COMPATIBLE WITH VIRTUALLY EVERY ELECTRONIC T5 FLUORESCENT BALLAST.



### HIGH PERFORMANCE LENS MATERIAL

Manufactured from diffused polycarbonate. High transmission rate, uniform illumination and rigid without the breakage issues of an all glass tube.

### PLUG & PLAY INSTALLATION

- UL Type A: plug & play compatible with almost all fluorescent ballasts (see ballast compatibility guide for more details).
- Compatible with FL ballasts that are 120-277VAC and 347-480VAC.
- Self adjusts to either T5HE or T5HO ballast.

### 147LPW EFFICACY

Improved driver design, higher efficiency LED chips and high performance lens.

**PLEASE NOTE:** When installing an LED tube with an existing or new fluorescent ballast, always confirm that: (1) the ballast is compatible with the LED tube by checking the ballast compatibility guide (2) the lamp holders utilized and the wiring diagram are correct for that specific fluorescent ballast, by checking the fluorescent ballast installation guide (for example, DO NOT use non-shunted sockets on instant-start ballasts (3) the lamp holders are in good working condition and are making contact with all of the LED tube pins (for example, DO NOT install an LED tube in a loose lamp holder where there is a visible air gap between the end of the LED tube and the lamp holder) so that there is no risk of arcing.

### 180° BEAM ANGLE

Perfect for either direct or direct/indirect applications.

### AVAILABLE IN 2FT, 3FT, 4FT

Available in multiple CCTs.

### SUITABLE FOR DRY & DAMP LOCATIONS

### UL CLASSIFIED RETROFIT KIT LISTED

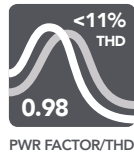
### 5 YEAR STANDARD WARRANTY, L70 >100,000HRS



LIGHT EFFICIENT DESIGN HEADQUARTERS 188 S. Northwest Highway • Cary, IL 60013  
INNOVATION & MANUFACTURING CENTER 30 Log Bridge Road, Building 200 • Middleton, MA 01949  
847.380.3540 • led-llc.com

07.07.22 Information is subject to change without notice.

# BCTUBE T5 FORMERLY TOTALTUBE T5 | UL TYPE A BALLAST COMPATIBLE



SIMPLE PLUG & PLAY INSTALLATION (UL TYPE A)

180° BEAM ANGLE

AVAILABLE IN 2FT, 3FT AND 4FT LENGTHS

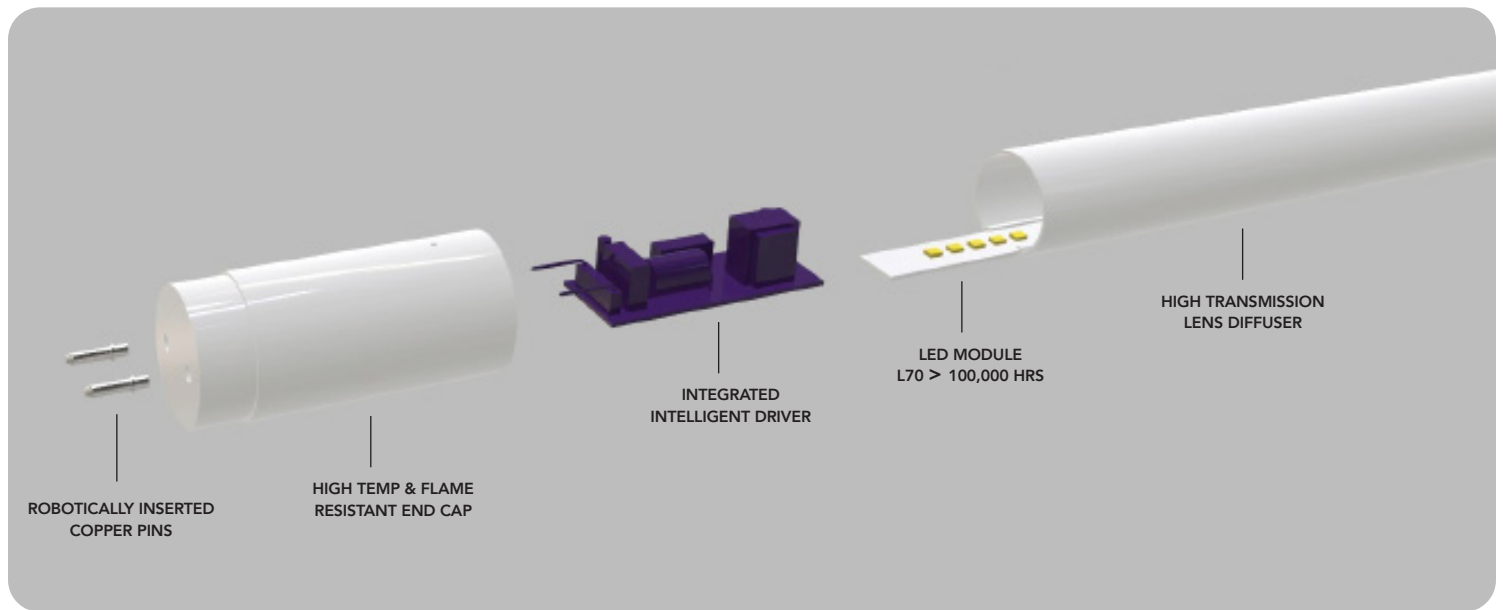
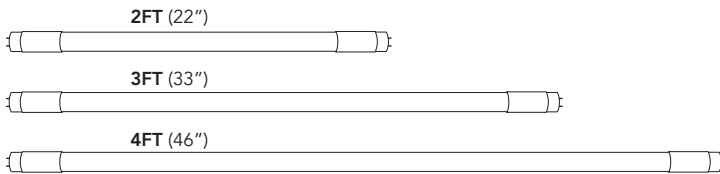
SUITABLE FOR DRY & DAMP LOCATIONS

UL CLASSIFIED RETROFIT KIT LISTED

5 YEAR STANDARD WARRANTY, L70 >100,000HRS

HIGH PERFORMANCE LENS MATERIAL

147LPW EFFICACY DUE TO IMPROVED DRIVER DESIGN, HIGHER EFFICIENCY LED CHIPS AND HIGH PERFORMANCE LENS.



LIGHT EFFICIENT DESIGN HEADQUARTERS 188 S. Northwest Highway • Cary, IL 60013  
 INNOVATION & MANUFACTURING CENTER 30 Log Bridge Road, Building 200 • Middleton, MA 01949  
 847.380.3540 • led-llc.com

07.07.22 Information is subject to change without notice.

# BCTUBE T5 FORMERLY TOTALTUBE T5 | UL TYPE A BALLAST COMPATIBLE



## PART NUMBER BUILDER

MFR	FAMILY	PRODUCT	GEN	SIZE	COLOR	VERSION
RPT	B	BCTUBE-T5	G1			A

2FT	830=3000K/85CRI
3FT	835=3500K/85CRI
4FT	840=4000K/85CRI
	850=5000K/85CRI

### ORDERING EXAMPLE

RPT-B-BCTUBE-T5-G1-2FT-830-A

## ORDERING GUIDE

CASE QTY	ENERGY STAR	PART #	WATTAGE (W) (BARE LAMP ONLY VALUES) HE BALLAST/HO BALLAST	VOLTAGE RANGE (VAC)	WARRANTY (YRS)	TRADITIONAL EQUIVALENT
50		RPT-B-BCTUBE-T5-G1-2FT-8XX-A (RPT-TOTALTUBE-T5-22IN-XXXXXK)	6/11	Ballast only	5	24W FL
50		RPT-B-BCTUBE-T5-G1-3FT-8XX-A (RPT-TOTALTUBE-T5-33IN-XXXXXK)	7/14	Ballast only	5	39W FL
50		RPT-B-BCTUBE-T5-G1-4FT-8XX-A (RPT-TOTALTUBE-T5-46IN-XXXXXK)	10/28	Ballast only	5	28/54W FL

## SYSTEM POWER AND LUMINOUS FLUX INFORMATION (WITH A BALLAST)

	AVERAGE SYSTEM POWER (W)		AVERAGE LAMP FLUX (LM)	
	HE BALLAST	HO BALLAST	HO BALLAST	HO BALLAST
RPT-B-BCTUBE-T5-2FT-8XX-A (RPT-TOTALTUBE-T5-22IN-XXXXXK)	7.9	14.8	1000	1850
RPT-B-BCTUBE-T5-3FT-8XX-A (RPT-TOTALTUBE-T5-33IN-XXXXXK)	9.6	18	1200	2250
RPT-B-BCTUBE-T5-4FT-8XX-A (RPT-TOTALTUBE-T5-46IN-XXXXXK)	12	32.8	1500	4125

(FORMER PART #S IN GREY)

**NOTE** The average system power is calculated by measuring the average system wattage for a single LED tube including the ballast. Average system power was measured at 120V and 277V with multiple ballasts from Philips, Osram, GE, Keystone, Sunpark, Howard.

**\* PLEASE REFERENCE "BCTUBE T5 BALLAST COMPATIBILITY GUIDE" FOR IMPORTANT INFORMATION, PRIOR TO INSTALLATION.**



LIGHT EFFICIENT DESIGN HEADQUARTERS 188 S. Northwest Highway • Cary, IL 60013  
 INNOVATION & MANUFACTURING CENTER 30 Log Bridge Road, Building 200 • Middleton, MA 01949  
 847.380.3540 • led-llc.com

07.07.22 Information is subject to change without notice.