


EXTDRIVE T5

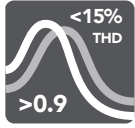
UL TYPE C LED T5 TUBE + EXTERNAL DRIVER



WARRANTY



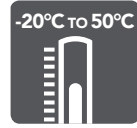
VOLTAGE/DIMMING



PWR FACTOR/THD



EFFICACY



OPERATING TEMP



LENS



CRI



BEAM ANGLE



RATED LIFE

dimmable external driver

true T5
diameter
(5/8")



- New high performance nano lens material.
- Flicker-free LED driver.
- One driver for 1, 2, 3 or 4 LED tubes.
- Patented fully diffused lens cover for uniform, glare free illumination.
- High on the DLC list with industry leading LPW.
- Reduce energy usage up to 70%




Light Efficient Design

LIGHT EFFICIENT DESIGN HEADQUARTERS 188 S. Northwest Highway • Cary, IL 60013
INNOVATION & MANUFACTURING CENTER 30 Log Bridge Road, Building 200 • Middleton, MA 01949
847.380.3540 • led-llc.com

EXTDRIVE T5 UL TYPE C LED T5 TUBE + EXTERNAL DRIVER



ORDERING GUIDE

TOTAL SYSTEM WATTAGE/ LUMEN OUTPUT	LED TUBE LENGTH	# OF TUBES PER DRIVER	SYSTEM (KIT) PART # TO ORDER	WATTAGE PER LED TUBE	LUMENS PER LED TUBE	COLOR	DLC	
10W/1300LM	2FT	1	RPT-B-EXTDRIVE-T5-G1-10W-2FT-1L-8XX	10.0	1300	35/40/50		
		2	RPT-B-EXTDRIVE-T5-G1-10W-2FT-2L-8XX	5.0	650	35/40/50		
		3	RPT-B-EXTDRIVE-T5-G1-10W-2FT-3L-8XX	3.3	433	35/40/50		
		4	RPT-B-EXTDRIVE-T5-G1-10W-2FT-4L-8XX	2.5	325	35/40/50		
	3FT	1	RPT-B-EXTDRIVE-T5-G1-10W-3FT-1L-8XX	10.0	1300	35/40/50		
		2	RPT-B-EXTDRIVE-T5-G1-10W-3FT-2L-8XX	5.0	650	35/40/50		
		3	RPT-B-EXTDRIVE-T5-G1-10W-3FT-3L-8XX	3.3	433	35/40/50		
		4	RPT-B-EXTDRIVE-T5-G1-10W-3FT-4L-8XX	2.5	325	35/40/50		
	4FT	1	RPT-B-EXTDRIVE-T5-G1-10W-4FT-1L-8XX	10.0	1300	35/40/50		
		2	RPT-B-EXTDRIVE-T5-G1-10W-4FT-2L-8XX	5.0	650	35/40/50		
		3	RPT-B-EXTDRIVE-T5-G1-10W-4FT-3L-8XX	3.3	433	35/40/50		
		4	RPT-B-EXTDRIVE-T5-G1-10W-4FT-4L-8XX	2.5	325	35/40/50		
15W/1950LM	2FT	2	RPT-B-EXTDRIVE-T5-G1-15W-2FT-2L-8XX	7.5	975	35/40/50		
		3	RPT-B-EXTDRIVE-T5-G1-15W-2FT-3L-8XX	5.0	650	35/40/50		
		4	RPT-B-EXTDRIVE-T5-G1-15W-2FT-4L-8XX	3.8	488	35/40/50		
		2	RPT-B-EXTDRIVE-T5-G1-15W-3FT-2L-8XX	7.5	975	35/40/50		
	3FT	3	RPT-B-EXTDRIVE-T5-G1-15W-3FT-3L-8XX	5.0	650	35/40/50		
		4	RPT-B-EXTDRIVE-T5-G1-15W-3FT-4L-8XX	3.8	488	35/40/50		
		1	RPT-B-EXTDRIVE-T5-G1-15W-4FT-1L-8XX	15.0	1950	35/40/50		
		2	RPT-B-EXTDRIVE-T5-G1-15W-4FT-2L-8XX	7.5	975	35/40/50		
	4FT	3	RPT-B-EXTDRIVE-T5-G1-15W-4FT-3L-8XX	5.0	650	35/40/50		
		4	RPT-B-EXTDRIVE-T5-G1-15W-4FT-4L-8XX	3.8	488	35/40/50		
		2	RPT-B-EXTDRIVE-T5-G1-20W-2FT-2L-8XX	10.0	1300	35/40/50		
		3	RPT-B-EXTDRIVE-T5-G1-20W-2FT-3L-8XX	6.7	867	35/40/50		
20W/2600LM	2FT	4	RPT-B-EXTDRIVE-T5-G1-20W-2FT-4L-8XX	5.0	650	35/40/50		
		2	RPT-B-EXTDRIVE-T5-G1-20W-3FT-2L-8XX	10.0	1300	35/40/50		
		3	RPT-B-EXTDRIVE-T5-G1-20W-3FT-3L-8XX	6.7	867	35/40/50		
		4	RPT-B-EXTDRIVE-T5-G1-20W-3FT-4L-8XX	5.0	650	35/40/50		
	3FT	1	RPT-B-EXTDRIVE-T5-G1-20W-4FT-1L-8XX	20.0	2600	35/40/50		
		2	RPT-B-EXTDRIVE-T5-G1-20W-4FT-2L-8XX	10.0	1300	35/40/50		
		3	RPT-B-EXTDRIVE-T5-G1-20W-4FT-3L-8XX	6.7	867	35/40/50		
		4	RPT-B-EXTDRIVE-T5-G1-20W-4FT-4L-8XX	5.0	650	35/40/50		
	30W/3900LM	2FT	3	RPT-B-EXTDRIVE-T5-G1-30W-2FT-3L-8XX	10.0	1300	35/40/50	
			4	RPT-B-EXTDRIVE-T5-G1-30W-2FT-4L-8XX	7.5	975	35/40/50	
		3FT	3	RPT-B-EXTDRIVE-T5-G1-30W-3FT-3L-8XX	10.0	1300	35/40/50	
			4	RPT-B-EXTDRIVE-T5-G1-30W-3FT-4L-8XX	7.5	975	35/40/50	
4FT		2	RPT-B-EXTDRIVE-T5-G1-30W-4FT-2L-8XX	15.0	1950	35/40/50	•	
		3	RPT-B-EXTDRIVE-T5-G1-30W-4FT-3L-8XX	10.0	1300	35/40/50		
		4	RPT-B-EXTDRIVE-T5-G1-30W-4FT-4L-8XX	7.5	975	35/40/50		
		3	RPT-B-EXTDRIVE-T5-G1-36W-2FT-3L-8XX	12.0	1560	35/40/50		
36W/4680LM	2FT	4	RPT-B-EXTDRIVE-T5-G1-36W-2FT-4L-8XX	9.0	1170	35/40/50		
		3	RPT-B-EXTDRIVE-T5-G1-36W-3FT-3L-8XX	12.0	1560	35/40/50		
	3FT	4	RPT-B-EXTDRIVE-T5-G1-36W-3FT-4L-8XX	9.0	1170	35/40/50		
		2	RPT-B-EXTDRIVE-T5-G1-36W-4FT-2L-8XX	18.0	2340	35/40/50	•	
	4FT	3	RPT-B-EXTDRIVE-T5-G1-36W-4FT-3L-8XX	12.0	1560	35/40/50		
		4	RPT-B-EXTDRIVE-T5-G1-36W-4FT-4L-8XX	9.0	1170	35/40/50		
		4	RPT-B-EXTDRIVE-T5-G1-40W-2FT-4L-8XX	10.0	1300	35/40/50		
		3FT	4	RPT-B-EXTDRIVE-T5-G1-40W-3FT-4L-8XX	10.0	1300	35/40/50	
40W/5200LM	4FT	2	RPT-B-EXTDRIVE-T5-G1-40W-4FT-2L-8XX	20.0	2600	35/40/50	•	
		3	RPT-B-EXTDRIVE-T5-G1-40W-4FT-3L-8XX	13.3	1733	35/40/50	•	
	4	RPT-B-EXTDRIVE-T5-G1-40W-4FT-4L-8XX	10.0	1300	35/40/50			
	3	RPT-B-EXTDRIVE-T5-G1-60W-4FT-3L-8XX	20.0	2600	35/40/50	•		
60W/7800LM	4FT	4	RPT-B-EXTDRIVE-T5-G1-60W-4FT-4L-8XX	15.0	1950	35/40/50	•	
80W/10400LM	4FT	4	RPT-B-EXTDRIVE-T5-G1-80W-4FT-4L-8XX	20.0	2600	35/40/50	•	



LIGHT EFFICIENT DESIGN HEADQUARTERS 188 S. Northwest Highway • Cary, IL 60013
 INNOVATION & MANUFACTURING CENTER 30 Log Bridge Road, Building 200 • Middleton, MA 01949
 847.380.3540 • led-llc.com

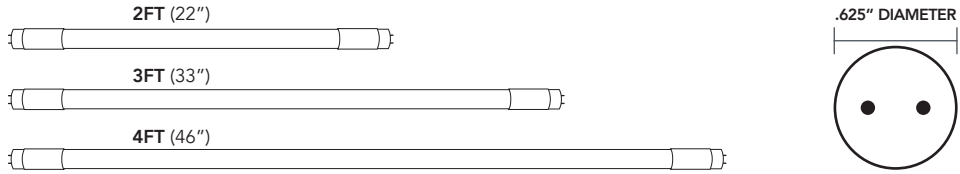
07.01.20 Information is subject to change without notice.

EXTDRIVE T5

UL TYPE C LED T5 TUBE + EXTERNAL DRIVER




LED LAMP DIMENSIONS

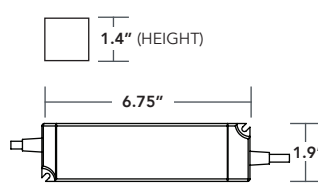


LED DRIVER DIMENSIONS

10-30 WATT DRIVER



40-60 WATT DRIVER



80 WATT DRIVER

