

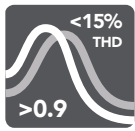
EXTDRIVE T8 G2 UL TYPE C LED T8 TUBE + EXTERNAL DRIVER



WARRANTY




VOLTAGE/DIMMING



PWR FACTOR/THD



EFFICACY



OPERATING TEMP



LENS



CRI




BEAM ANGLE



RATED LIFE

dimmable external driver



- New high performance nano lens material.
- Flicker-free LED driver.
- One driver for 1, 2, 3 or 4 LED tubes.
- Patented fully diffused lens cover for uniform, glare free illumination.
- High on the DLC list with industry leading LPW.
- Reduce energy usage up to 70%



LIGHT EFFICIENT DESIGN HEADQUARTERS 188 S. Northwest Highway • Cary, IL 60013
INNOVATION & MANUFACTURING CENTER 30 Log Bridge Road, Building 200 • Middleton, MA 01949
847.380.3540 • led-llc.com

EXTDRIVE T8 G2 UL TYPE C LED T8 TUBE + EXTERNAL DRIVER



ORDERING GUIDE

TOTAL SYSTEM WATTAGE/ LUMEN OUTPUT	LED TUBE LENGTH	# OF TUBES PER DRIVER	SYSTEM (KIT) PART # TO ORDER	WATTAGE PER LED TUBE	LUMENS PER LED TUBE	COLOR	DLC		
10W/1300LM	2FT	1	RPT-B-EXTDRIVE-T8-G2-10W-2FT-1L-8XX	10	1300	35/40/50			
		2	RPT-B-EXTDRIVE-T8-G2-10W-2FT-2L-8XX	5	650	35/40/50			
		3	RPT-B-EXTDRIVE-T8-G2-10W-2FT-3L-8XX	3.3	433	35/40/50			
		4	RPT-B-EXTDRIVE-T8-G2-10W-2FT-4L-8XX	2.5	325	35/40/50			
	3FT	1	RPT-B-EXTDRIVE-T8-G2-10W-3FT-1L-8XX	10	1300	35/40/50			
		2	RPT-B-EXTDRIVE-T8-G2-10W-3FT-2L-8XX	5	650	35/40/50			
		3	RPT-B-EXTDRIVE-T8-G2-10W-3FT-3L-8XX	3.3	433	35/40/50			
		4	RPT-B-EXTDRIVE-T8-G2-10W-3FT-4L-8XX	2.5	325	35/40/50			
	4FT	1	RPT-B-EXTDRIVE-T8-G2-10W-4FT-1L-8XX	10	1300	35/40/50	•		
		2	RPT-B-EXTDRIVE-T8-G2-10W-4FT-2L-8XX	5	650	35/40/50			
		3	RPT-B-EXTDRIVE-T8-G2-10W-4FT-3L-8XX	3.3	433	35/40/50			
		4	RPT-B-EXTDRIVE-T8-G2-10W-4FT-4L-8XX	2.5	325	35/40/50			
15W/1950LM	2FT	2	RPT-B-EXTDRIVE-T8-G2-15W-2FT-2L-8XX	7.5	975	35/40/50			
		3	RPT-B-EXTDRIVE-T8-G2-15W-2FT-3L-8XX	5	650	35/40/50			
		4	RPT-B-EXTDRIVE-T8-G2-15W-2FT-4L-8XX	3.75	488	35/40/50			
		2	RPT-B-EXTDRIVE-T8-G2-15W-3FT-2L-8XX	7.5	975	35/40/50			
	3FT	3	RPT-B-EXTDRIVE-T8-G2-15W-3FT-3L-8XX	5	650	35/40/50			
		4	RPT-B-EXTDRIVE-T8-G2-15W-3FT-4L-8XX	3.75	488	35/40/50			
		1	RPT-B-EXTDRIVE-T8-G2-15W-4FT-1L-8XX	15	1950	35/40/50			
		2	RPT-B-EXTDRIVE-T8-G2-15W-4FT-2L-8XX	7.5	975	35/40/50			
	4FT	3	RPT-B-EXTDRIVE-T8-G2-15W-4FT-3L-8XX	5	650	35/40/50			
		4	RPT-B-EXTDRIVE-T8-G2-15W-4FT-4L-8XX	3.75	488	35/40/50			
		2	RPT-B-EXTDRIVE-T8-G2-20W-2FT-2L-8XX	10	1300	35/40/50	•		
		3	RPT-B-EXTDRIVE-T8-G2-20W-2FT-3L-8XX	6.7	867	35/40/50			
20W/2600LM	2FT	4	RPT-B-EXTDRIVE-T8-G2-20W-2FT-4L-8XX	5	650	35/40/50			
		2	RPT-B-EXTDRIVE-T8-G2-20W-3FT-2L-8XX	10	1300	35/40/50			
		3	RPT-B-EXTDRIVE-T8-G2-20W-3FT-3L-8XX	6.7	867	35/40/50			
		4	RPT-B-EXTDRIVE-T8-G2-20W-3FT-4L-8XX	5	650	35/40/50			
	3FT	2	RPT-B-EXTDRIVE-T8-G2-20W-4FT-2L-8XX	10	1300	35/40/50	•		
		3	RPT-B-EXTDRIVE-T8-G2-20W-4FT-3L-8XX	6.7	867	35/40/50			
		4	RPT-B-EXTDRIVE-T8-G2-20W-4FT-4L-8XX	5	650	35/40/50			
		3	RPT-B-EXTDRIVE-T8-G2-30W-2FT-3L-8XX	10	1300	35/40/50	•		
	30W/3900LM	2FT	4	RPT-B-EXTDRIVE-T8-G2-30W-2FT-4L-8XX	7.5	975	35/40/50		
			3	RPT-B-EXTDRIVE-T8-G2-30W-3FT-3L-8XX	10	1300	35/40/50		
			4	RPT-B-EXTDRIVE-T8-G2-30W-3FT-4L-8XX	7.5	975	35/40/50		
			2	RPT-B-EXTDRIVE-T8-G2-30W-4FT-2L-8XX	15	1950	35/40/50	•	
3FT		3	RPT-B-EXTDRIVE-T8-G2-30W-4FT-3L-8XX	10	1300	35/40/50			
		4	RPT-B-EXTDRIVE-T8-G2-30W-4FT-4L-8XX	7.5	975	35/40/50			
		4	RPT-B-EXTDRIVE-T8-G2-36W-2FT-4L-8XX	9	1170	35/40/50			
		4	RPT-B-EXTDRIVE-T8-G2-36W-3FT-4L-8XX	9	1170	35/40/50			
36W/4680LM		3FT	3	RPT-B-EXTDRIVE-T8-G2-36W-4FT-3L-8XX	12	1560	35/40/50	•	
			4	RPT-B-EXTDRIVE-T8-G2-36W-4FT-4L-8XX	9	1170	35/40/50		
		40W/5200LM	2FT	4	RPT-B-EXTDRIVE-T8-G2-40W-2FT-4L-8XX	10	1300	35/40/50	
				4	RPT-B-EXTDRIVE-T8-G2-40W-3FT-4L-8XX	10	1300	35/40/50	
4FT	3		RPT-B-EXTDRIVE-T8-G2-40W-4FT-3L-8XX	13.3	1733	35/40/50	•		
	4		RPT-B-EXTDRIVE-T8-G2-40W-4FT-4L-8XX	10	1300	35/40/50	•		
60W/7800LM	4FT	4	RPT-B-EXTDRIVE-T8-G2-60W-4FT-4L-8XX	15	1950	35/40/50	•		



LIGHT EFFICIENT DESIGN HEADQUARTERS 188 S. Northwest Highway • Cary, IL 60013
 INNOVATION & MANUFACTURING CENTER 30 Log Bridge Road, Building 200 • Middleton, MA 01949
 847.380.3540 • led-llc.com

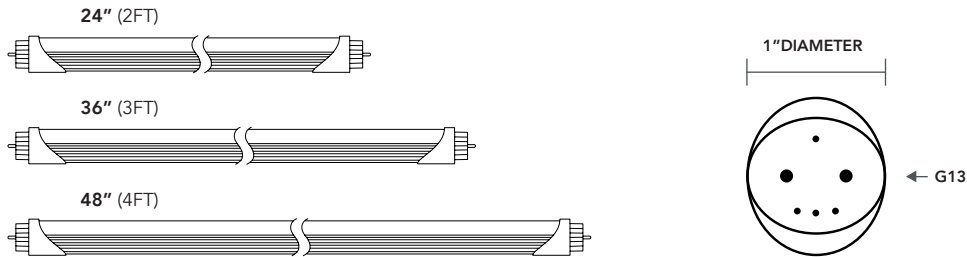
07.01.20 Information is subject to change without notice.

EXTDRIVE T8 G2

UL TYPE C LED T8 TUBE + EXTERNAL DRIVER




LED LAMP DIMENSIONS

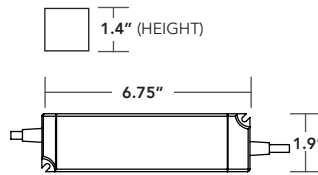


LED DRIVER DIMENSIONS

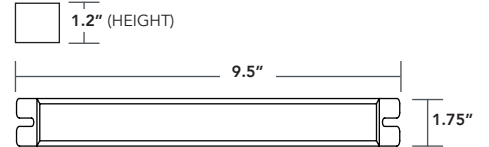
10-30 WATT DRIVER



40-60 WATT DRIVER



80 WATT DRIVER



LIGHT EFFICIENT DESIGN HEADQUARTERS 188 S. Northwest Highway • Cary, IL 60013
INNOVATION & MANUFACTURING CENTER 30 Log Bridge Road, Building 200 • Middleton, MA 01949
847.380.3540 • led-llc.com

07.01.20 Information is subject to change without notice.