




Adding -OCRF to the fixture part number upgrades the fixture with a factory installed **SIMPLE CONTROL** utilizing a groupable microwave motion sensor. Fixtures are grouped using RF technology. It also comes equipped with a daylight harvesting sensor to dim and/or turn off the fixture when the space is unoccupied or natural surrounding light levels are high.



ATTRIBUTES

DETECTION TECHNOLOGY	MICROWAVE
DETECTION TYPE	OCCUPANCY
SENSOR POWER	12VDC
GROUPABLE	YES
NETWORK LIGHTING CONTROL	NO
COMMISSIONING METHOD	IR REMOTE
REMOTE	IR 13
DAYLIGHT HARVESTING	YES
HI OR LOW TRIM	NO
BI-LEVEL DIMMING	YES
NETWORK TECHNOLOGY	NONE
INSTALLATION TYPE	INTERNAL
DLC LISTED	YES

IR13 REMOTE



OCC OFF OCC Off Function

Dim Dim


OCC ON OCC On Function

RESET Reset Function

AMBIENT LEARN Ambient Learn

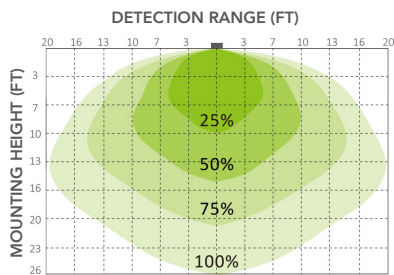
TEST 35 Test Mode

FOR MORE INFORMATION ON THE IR13 REMOTE SCAN BELOW

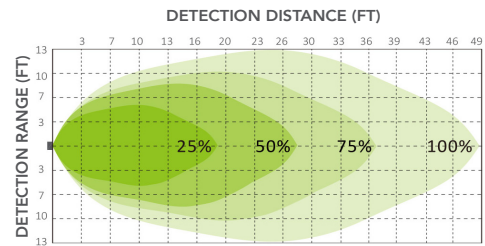


DETECTION PATTERN / OCRF

CEILING MOUNTING

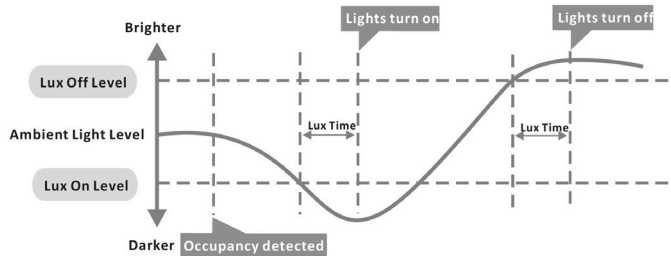


WALL MOUNTING



DAYLIGHT MONITORING FUNCTION / OCRF

Sensor detects the difference between natural light and artificial light (lamp) from behind the diffuser, switch on automatically (even without movements) when the ambient light is below the target value, and switch off automatically whenever the artificial light is not required (ambient light is bright enough).



NOTE LUX-OFF SAMPLING TIME - 30S. LUX-ON SAMPLING TIME - 10S. LUX-ON FUNCTION WILL ONLY OPERATE WITHOUT MOTION WHEN STANDBY IS SET TO + ∞.